



154/154T/154L/154TL Series OMNI-BLOK[®] Fuse and Holder Assembly



154/154T (Tan color holder like shown in this image)
 154L/154TL (Black color holder)

Agency Approvals

| Agency | Agency File Number | Ampere Range |
|---|--|--|
|  | E14721 | 0.062A - 10A+ 0.375A - 7A++ |
|  | NBK030205-E10480A NBK030205-E10480B NBK101105-E184655 NBK030205-E10480B | 1A - 1.6A+ 2A - 5A+ 6.3A - 10A+ 1A - 5A++ |

+ Fast-acting Fuse
 ++ Slo-Blo(R) Fuse

Description

The RoHS compliant 154 Series OMNI-BLOK[®] Fuse and Holder Assembly offers a solution for efficient installation and easy replacement of miniature Nano2[®] surface mount fuses. Offered in a tape and reel package, this fuse and holder combination can be installed on a PC board as an efficient single step. Fuse replacement can be accomplished without exposing the PC board to the detrimental effects of solder heat.

The fuse holder unit may be sold as a stand-alone item, shipped in bulk quantity using part number 01550900M and also pre-packaged in tape and reel cartridges using part number 01550900DR.

Features

- Easy fuse replacement
- Miniature size
- RoHS-compliant and Halogen-free
- Very Fast-Acting and Time-Lag options available
- Holder sized to fit a range of Nano2[®] type fuses
- Wide range of current ratings available
 - Fast-Acting Fuses: 62mA - 10A
 - Slo-Blo Fuses: 375mA - 5A
- Wide operating temperature range
- Heat-resistant fuseholder, UL94 V-0
- 260°C reflow capable fuseholder
- Recognized to UL/CSA/NMX 248-1, UL/CSA/NMX 248-14 and UL/CSA/NMX 4248-1.

Ordering Information

With Very Fast-Acting Fuse Installed

| Catalog Number | Ampere Rating (A) | Amp Code | Fuse Furnished* |
|----------------|-------------------|----------|-----------------|
| 154.062 | 0.062 | 0.062 | 453.062 |
| 154.08 | 0.08 | 0.08 | 453.08 |
| 154.1 | 0.1 | 0.1 | 453.1 |
| 154.125 | 0.125 | 0.125 | 453.125 |
| 154.16 | 0.16 | 0.16 | 453.16 |
| 154.2 | 0.2 | 0.2 | 453.2 |
| 154.25 | 0.25 | 0.25 | 453.25 |
| 154.315 | 0.315 | 0.315 | 453.315 |
| 154.375 | 0.375 | 0.375 | 453.375 |
| 154.4 | 0.4 | 0.4 | 453.4 |
| 154.5 | 0.5 | 0.5 | 453.5 |
| 154.63 | 0.63 | 0.63 | 453.63 |
| 154.75 | 0.75 | 0.75 | 453.75 |
| 154.8 | 0.8 | 0.8 | 453.8 |
| 154001.0 | 1 | 1.0 | 453001.0 |
| 1541.25 | 1.25 | 1.25 | 4531.25 |
| 15401.5 | 1.5 | 1.5 | 45301.5 |
| 15401.6 | 1.6 | 1.6 | 45301.6 |
| 154002.0 | 2 | 2.0 | 453002.0 |
| 15402.5 | 2.5 | 2.5 | 45302.5 |
| 154003.0 | 3 | 3.0 | 453003.0 |
| 1543.15 | 3.15 | 3.15 | 4533.15 |
| 15403.5 | 3.5 | 3.5 | 45303.5 |
| 154004.0 | 4 | 4.0 | 453004.0 |
| 154005.0 | 5 | 5.0 | 453005.0 |
| 15406.3 | 6.3 | 06.3 | 45306.3 |
| 154007.0 | 7 | 7.0 | 453007.0 |
| 154008.0 | 8 | 8.0 | 453008.0 |
| 154010.0 | 10 | 10.0 | 453010.0 |

With Slo-Blo[®] Fuse Installed

| Catalog Number | Ampere Rating (A) | Amp Code | Fuse Furnished* |
|----------------|-------------------|----------|-----------------|
| 154.375 T | 0.375 | 0.375 | 454.375 |
| 154.5 T | 0.5 | 0.5 | 454.5 |
| 154.75 T | 0.75 | 0.75 | 454.75 |
| 154001.0 T | 1 | 1.0 | 454001.0 |
| 15401.5 T | 1.5 | 1.5 | 45401.5 |
| 154002.0 T | 2 | 2.0 | 454002.0 |
| 15402.5 T | 2.5 | 2.5 | 45402.5 |
| 154003.0 T | 3 | 3.0 | 454003.0 |
| 15403.5 T | 3.5 | 3.5 | 45403.5 |
| 154004.0 T | 4 | 4.0 | 454004.0 |
| 154005.0 T | 5 | 5.0 | 454005.0 |
| 154007.0 T | 7 | 7.0 | 454007.0 |

* The 453 and 454 Series fuses identified above have silver-plated end caps, designed to accommodate solder reflow processes:

For 453 Series fuse replacement, either 451, 453 or 448 Series may be used.

For 454 Series fuse replacement, either 452, 454 or 449 Series may be used.

For detailed operating characteristic and performance information for each of the fuse series mentioned above, please refer to their respective data available online at www.littelfuse.com.

** 155900 is UL Recognized for the US and Canadian market. It is rated 125V, 10A.

Additional Information



Datasheet



Resources



Samples

Soldering Parameters

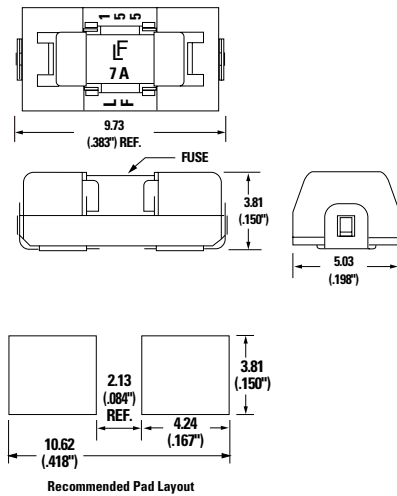
| | | |
|--|------------------------------------|-------------------------|
| Reflow Condition | | Pb - Free assembly |
| Pre Heat | - Temperature Min ($T_{s(min)}$) | 150°C |
| | - Temperature Max ($T_{s(max)}$) | 200°C |
| | - Time (Min to Max) (t_s) | 60 - 180 seconds |
| Average Ramp-up Rate (Liquidus Temp (T_L) to peak) | | 5°C/second max. |
| $T_{s(max)}$ to T_L - Ramp-up Rate | | 5°C/second max. |
| Reflow | - Temperature (T_L) (Liquidus) | 217°C |
| | - Temperature (t_L) | 60 - 150 seconds |
| Peak Temperature (T_p) | | 260 ^{+0/-5} °C |
| Time within 5°C of actual peak Temperature (t_p) | | 20 - 40 seconds |
| Ramp-down Rate | | 5°C/second max. |
| Time 25°C to peak Temperature (T_p) | | 8 minutes max. |
| Do not exceed | | 260°C |



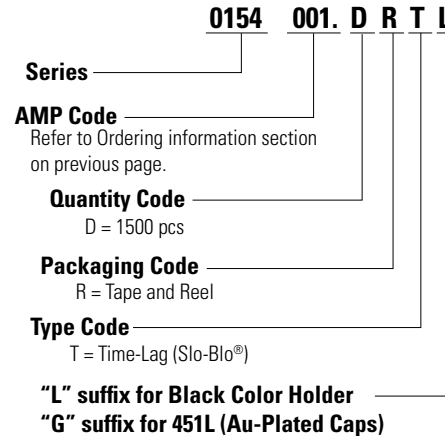
Product Characteristics

Operating Temperature -55°C to 125°C

Dimensions



Part Numbering System



Example:
 1.5 amp Fast-acting product is 0154**01.5**DR.
 1.5 amp Time-lag product is 0154**01.5**DR**T**.
 (1 amp product shown above).

Packaging

| Packaging Option | Packaging Specification | Quantity | Quantity & Packaging Code |
|------------------|---------------------------------------|----------|---------------------------|
| Reel Pack | EIA RS-481-2 (IEC 60286-3, part 3) | 1500 | DR |