

# Class CC Fuses

## KLKR Series

600 V ac • 300 V dc • Fast-Acting • 1/10–30 A



### Description

The KLKR Series fast-acting fuses are designed for general-purpose branch circuit protection. Their compact size, fast-acting overload response, and current-limiting design make them ideal for use in OEM equipment and control panels. They are widely used in lighting circuits and control transformer circuits where a fast overload response is required. These KLKR Series Class CC fuses have rejection features that prevent substitution of lower rated fuses. Due to their compact size, these fuses provide superior branch circuit protection in a fraction of the space required by other fuse classes. The KLKR Series fuses comply with UL and CSA standards.

### Features & Benefits

FEATURES	BENEFITS
<b>Fast-acting</b>	Provides protection for equipment requiring fast overload protection
<b>Current-limiting</b>	Reduces damage caused by heating and magnetic effects of short-circuit currents
<b>Rejection capability</b>	Prevents use of fuses with lower interrupting ratings or voltage when used with corresponding fuse holders
<b>200,000 AIR</b>	Smallest 600 V, 200,000 A fuse approved for branch circuit protection

### Applications

- Control circuits
- General loads
- Branch circuit protection
- Solid-state components

# Class CC Fuses

## KLKR Series

### Specifications

<b>Voltage Rating</b>	Ac: 600 V Dc: 300 V
<b>Amperage Range</b>	1/10–30 A
<b>Interrupting Rating</b>	Ac: 200 kA rms symmetrical Dc: 20 kA Littelfuse self-certified
<b>Material</b>	Body: melamine Caps: nickel-plated bronze
<b>Fuse Weight</b>	1/10–1 A: .030 lb (13.61g) 1 1/2–30 A: .034 lb (15.42g)
<b>Applicable Standards</b>	UL 248-4, Class CC
<b>Environmental</b>	RoHS Compliant
<b>Country of Origin</b>	Mexico

### Certification & Compliance

<b>UL</b>	UL Listed: (File: E81895)
<b>CSA</b>	CSA Certified: (File: LR29862)
<b>CE</b>	Declaration of Conformity: KLKR_210128_1
<b>RoHS</b>	RoHS 2 Directive 2011/65/EU; Directive (EU) 2015/863

### Accessories

L60030C series  
LPSC/LFPSC Touch-Safe series

### Ordering Information

AMPERE	CATALOG NUMBER	PRODUCT MARKING	PACK QUANTITY	ORDERING NUMBER	UPC
1/10	KLKR.100	KLKR 1/10A	10	KLKR.100T	07945826011
1/8	KLKR.125	KLKR 1/8A	10	KLKR.125T	07945826012
3/10	KLKR.200	KLKR 3/10A	10	KLKR.200T	07945826018
1/4	KLKR.250	KLKR 1/4A	10	KLKR.250T	07945826019
3/10	KLKR.300	KLKR 3/10A	10	KLKR.300T	07945826020
1/2	KLKR.500	KLKR 1/2A	10	KLKR.500T	07945826024
3/4	KLKR.750	KLKR 3/4A	10	KLKR.750T	07945826029
1	KLKR001	KLKR 1A	10	KLKR001.T	07945826031
1 1/2	KLKR01.5	KLKR 1 1/2A	10	KLKR01.5T	07945826037
2	KLKR002	KLKR 2A	10	KLKR002.T	07945826041
2 1/2	KLKR02.5	KLKR 2 1/2A	10	KLKR02.5T	07945826042
3	KLKR003	KLKR 3A	10	KLKR003.T	07945826047
3 1/2	KLKR03.5	KLKR 3 1/2A	10	KLKR03.5T	07945826048
4	KLKR004	KLKR 4A	10	KLKR004.T	07945826053
5	KLKR005	KLKR 5A	10	KLKR005.T	07945826055
6	KLKR006	KLKR 6A	10	KLKR006.T	07945826058

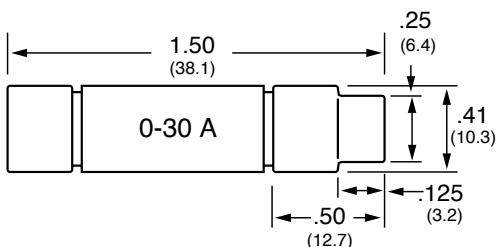
# Class CC Fuses

## KLKR Series

### Ordering Information

AMPERE	CATALOG NUMBER	PRODUCT MARKING	PACK QUANTITY	ORDERING NUMBER	UPC
7	KLKR007	KLKR 7A	10	KLKR007.T	07945826059
8	KLKR008	KLKR 8A	10	KLKR008.T	07945826063
9	KLKR009	KLKR 9A	10	KLKR009.T	07945826064
10	KLKR010	KLKR 10A	10	KLKR010.T	07945826065
12	KLKR012	KLKR 12A	10	KLKR012.T	07945826066
15	KLKR015	KLKR 15A	10	KLKR015.T	07945826068
20	KLKR020	KLKR 20A	10	KLKR020.T	07945826071
25	KLKR025	KLKR 25A	10	KLKR025.T	07945826072
30	KLKR030	KLKR 30A	10	KLKR030.T	07945826073

### Dimensions Inches (mm)



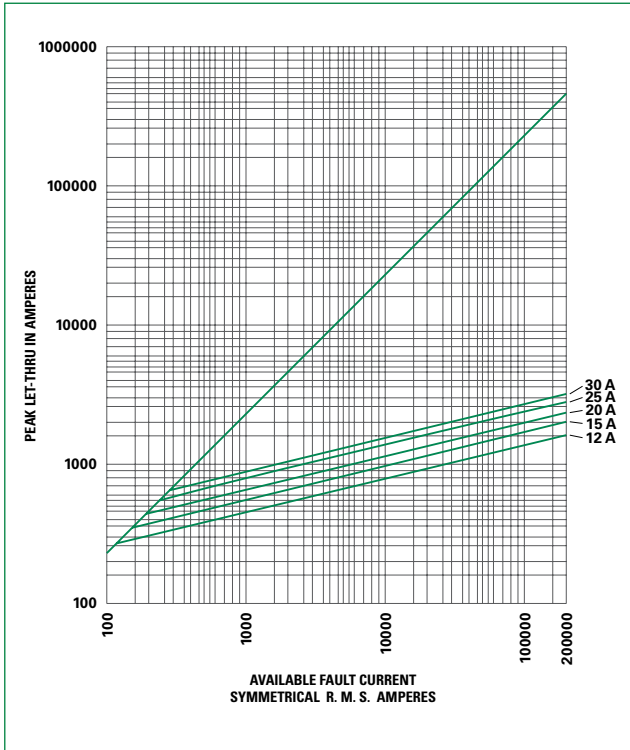
### Electrical Specifications

ORDERING NUMBER	AMPERAGE RATING	VOLTAGE RATING		INTERRUPTING RATING		WATTS LOSS AT 100 % RATED CURRENT (W)	WATTS LOSS AT 80 % RATED CURRENT (W)	TOTAL CLEARING I <sup>2</sup> T (A <sup>2</sup> SEC) 200 KA	AGENCY APPROVALS		
		AC	DC	AC	DC				UL	CSA	ROHS
KLKR001.T	1	600	300	200 kA	20 kA	0.38	0.20	80	•	•	•
KLKR006.T	6	600	300	200 kA	20 kA	1.36	0.77	210	•	•	•
KLKR012.T	12	600	300	200 kA	20 kA	1.58	0.83	350	•	•	•
KLKR015.T	15	600	300	200 kA	20 kA	2.3	1.37	314	•	•	•
KLKR020.T	20	600	300	200 kA	20 kA	2.3	1.39	900	•	•	•
KLKR030.T	30	600	300	200 kA	20 kA	3.75	2.10	1720	•	•	•

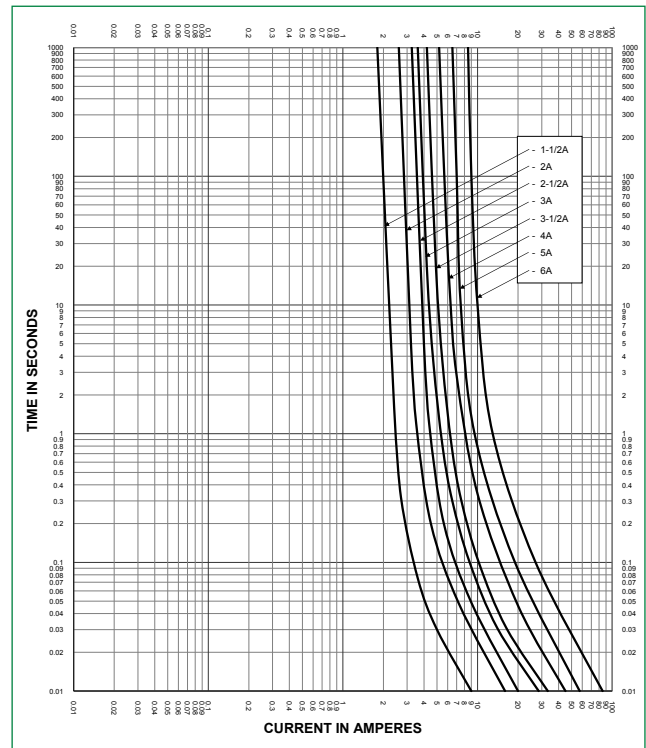
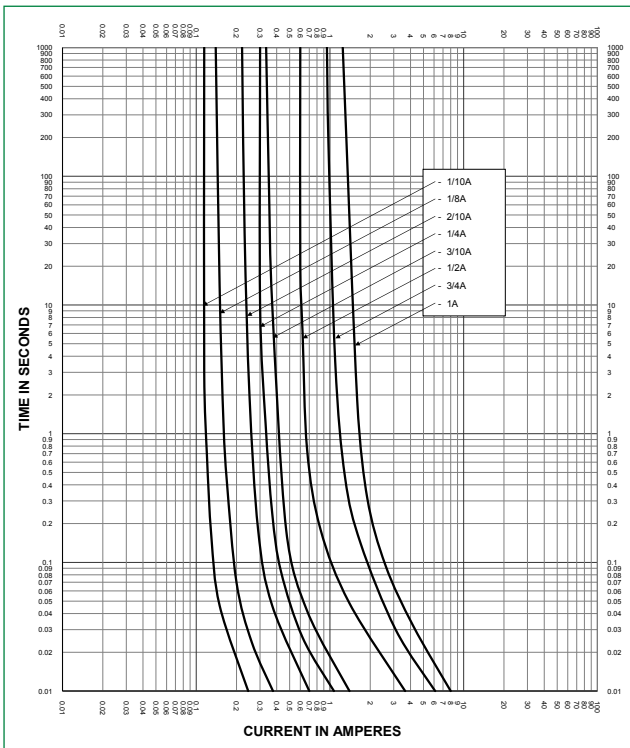
# Class CC Fuses

## KLKR Series

### Peak Let-Thru Curves



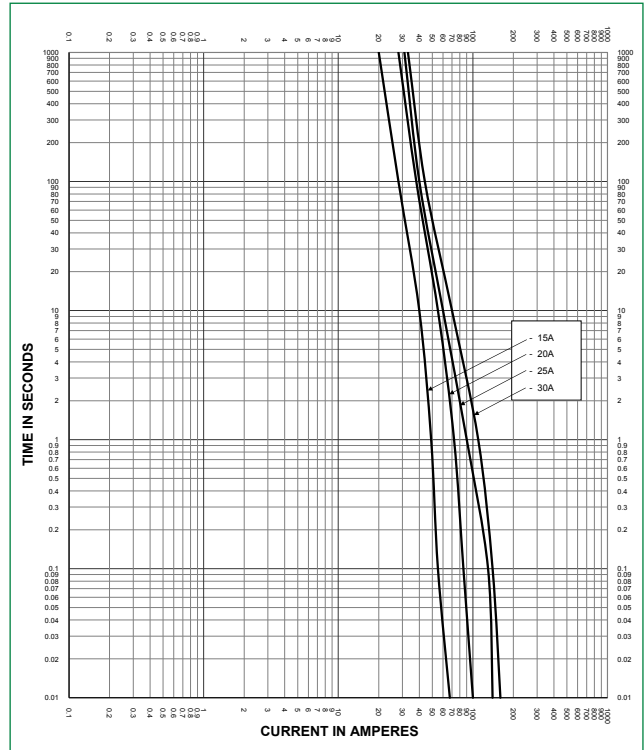
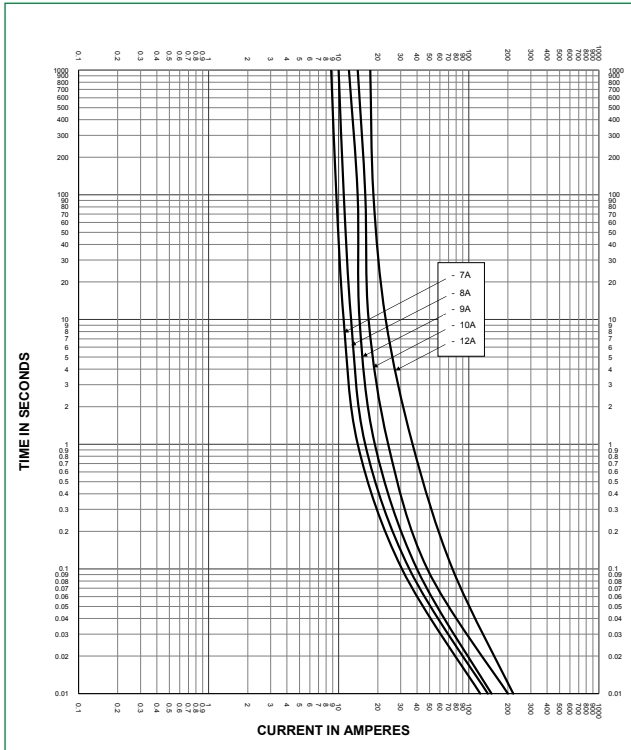
### Time Current Curves



# Class CC Fuses

## KLKR Series

### Time Current Curves



**Disclaimer Notice** – Information furnished is believed to be accurate and reliable. However, users should independently evaluate the suitability of and test each product selected for their own applications. Littelfuse products are not designed for, and may not be used in, all applications. Read complete Disclaimer Notice at [www.littelfuse.com/product-disclaimer](http://www.littelfuse.com/product-disclaimer).