


MINI® Series

Blade Fuses – Rated 58V



Description

MINI® 58V blade fuses deliver space and weight savings while ensuring reliable circuit protection.

Features & Benefits

- High-contrast ampere rating stamp on housing aids identification
- Checkpoints on top make it possible to measure resistance without removing the fuse
- Color coding indicates ampere rating
- See-through housing makes it easier to see when fuse blows
- Rejection feature makes it impossible to replace a blown MINI 58V fuse with one that has a lower voltage rating
- Silver plating allows up to 150 °C at the terminal interface
- Same blade size and pitch as other MINI fuses
- Comply with ISO 8820

Applications

- Cars / SUVs
- Trucks
- Offroad vehicles
- Buses
- Watercraft as approved by Littelfuse®

[See Disclaimer Notice](#)

Additional Information



Resources



Samples

Specifications

Voltage Rating:	58 V DC
Interrupting Rating:	1000 A @ 58 V DC
Recommended Environmental Temperature:	-40 °C to +125 °C
Terminals Material:	Silver-plated zinc alloy *
Housing Material:	PA66 (UL 94 Flammability rating of V-2)
Typical Weight per Fuse:	0.57 g
Comply With:	SAE J2077, SAE 2576, ISO 8820 and UL 248 Special Purpose Fuses

*Note: Silver plating allows up to 150 °C at the terminal interface.

Ordering Information

Part Number	Current Rating (A)	Package Size
0997xxx.WXN	2 – 30	3000

MINI® Series

Blade Fuses – Rated 58V

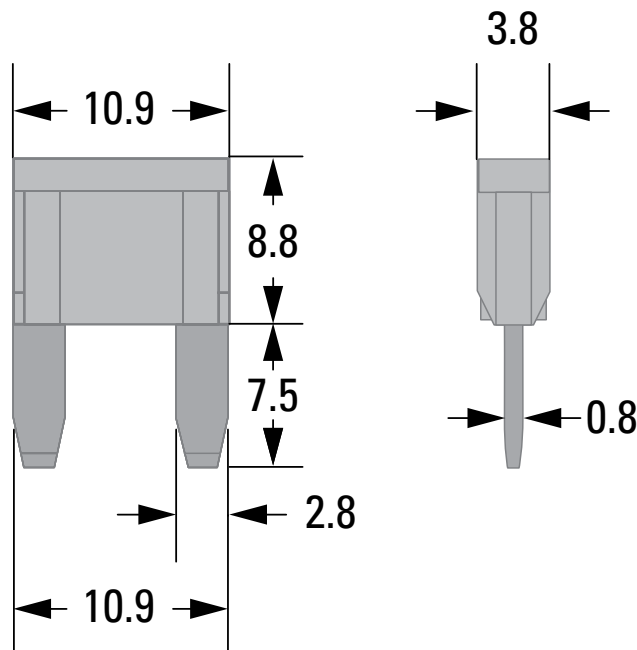
Ratings

Part Number	Current Rating (A)	Housing Material Color	Test Cable Size (mm ²)	Typ. Voltage Drop (mV)	Typ. Cold Resistance (mΩ)	Typ. I ² t (A ² s)
0997002_	2	Grey	0.5	171	55.60	2.8
0997003_	3	Purple	0.5	153	33.75	9.4
0997004_	4	Pink	0.5	121	23.48	17
0997005_	5	Brown	0.5	129	17.75	25
0997075_	7.5	Dark Brown	0.75	135	10.85	68
0997010_	10	Red	1	108	7.42	93
0997015_	15	Blue	1.5	98	4.58	270
0997020_	20	Yellow	2.5	96	3.21	380
0997025_	25	Light Orange	2.5	86	2.36	625
0997030_	30	Green	4	87	1.85	1100

Note: The typical I²t is an average value calculated from the breaking capacity tests by using the melting time before the arcing occurs.

Dimensions

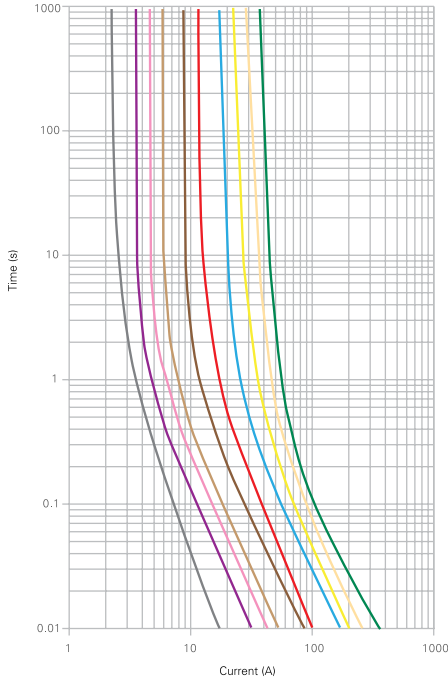
Dimensions in mm. Please refer to the outline drawing for dimensions and tolerances.



MINI® Series

Blade Fuses – Rated 58V

Time-Current Characteristic



% of Rating	Opening Time Min. / Max. (s)
110	360 000 / -
135	0.75 / 600
200	0.15 / 5
350	0.08 / 0.5
600	0.03 / 0.1



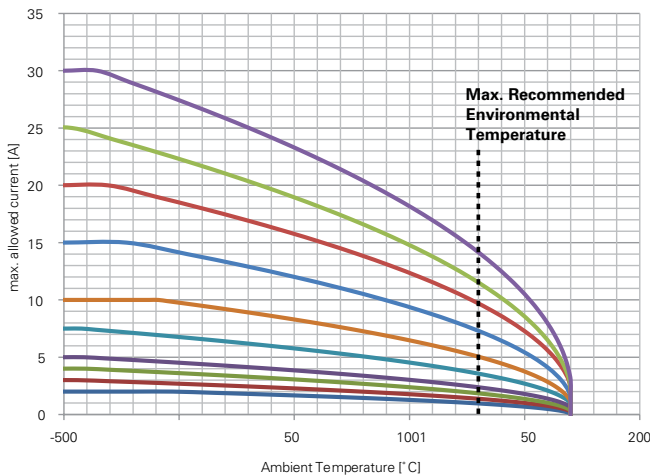
Note: Current recommendation may be impacted by the final condition of the application (terminals characteristics, wire size etc.). Please contact Littelfuse® for more information.

Typical Derating Curves


Temperature security margin is 20%.

Wire cross-section and fixture test setup refer to ISO 8820-3.

Please contact Littelfuse® for Details Regarding Derating Test Set Up.



	Max. allowed current load (A) at ambient temperature based on typical derating							
	-40 °C	-20 °C	0 °C	20 °C	40 °C	60 °C	80 °C	100 °C
2A	2.0	2.0	2.0	1.9	1.7	1.6	1.4	1.3
3A	3.0	2.8	2.7	2.5	2.4	2.2	2.0	1.8
4A	4.0	3.8	3.6	3.4	3.2	2.9	2.7	2.4
5A	5.0	4.8	4.5	4.3	4.0	3.7	3.4	3.0
7.5A	7.5	7.1	6.8	6.4	6.0	5.5	5.1	4.5
10A	10	10	9.8	9.2	8.6	8.0	7.3	6.5
15A	15	15	14	13	12	12	11	9.0
20A	20	19	18	17	16	15	14	12
25A	25	24	22	21	20	18	17	15
30A	30	29	27	26	24	22	20	18



Note: Current recommendation may be impacted by the final condition of the application (terminals characteristics, wire size etc.). Please contact Littelfuse® for more information.

Disclaimer Notice - Information furnished is believed to be accurate and reliable. However, users should independently evaluate the suitability of and test each product selected for their own applications. Littelfuse products are not designed for, and may not be used in, all applications. Read complete Disclaimer Notice at <https://www.littelfuse.com/legal/disclaimers/product-disclaimer.aspx>