

CH22x58 aM 63A/500V



Specifications

ETI Code	002641021
Description	CH22x58 aM 63A/500V
Weight	52
Level	Cilindrical fuse links aM
Product group	C low Voltage cylindrical fuses
Characteristics	aM
Rated AC voltage (V)	500
Rated current (A)	63
Type	CH
Size	CH22
Breaking capacity AC (kA)	120
Dimensions	22x58

Online product page [🔗](#)

Other documentation



[EU declaration](#)

[Technical data catalogue](#)

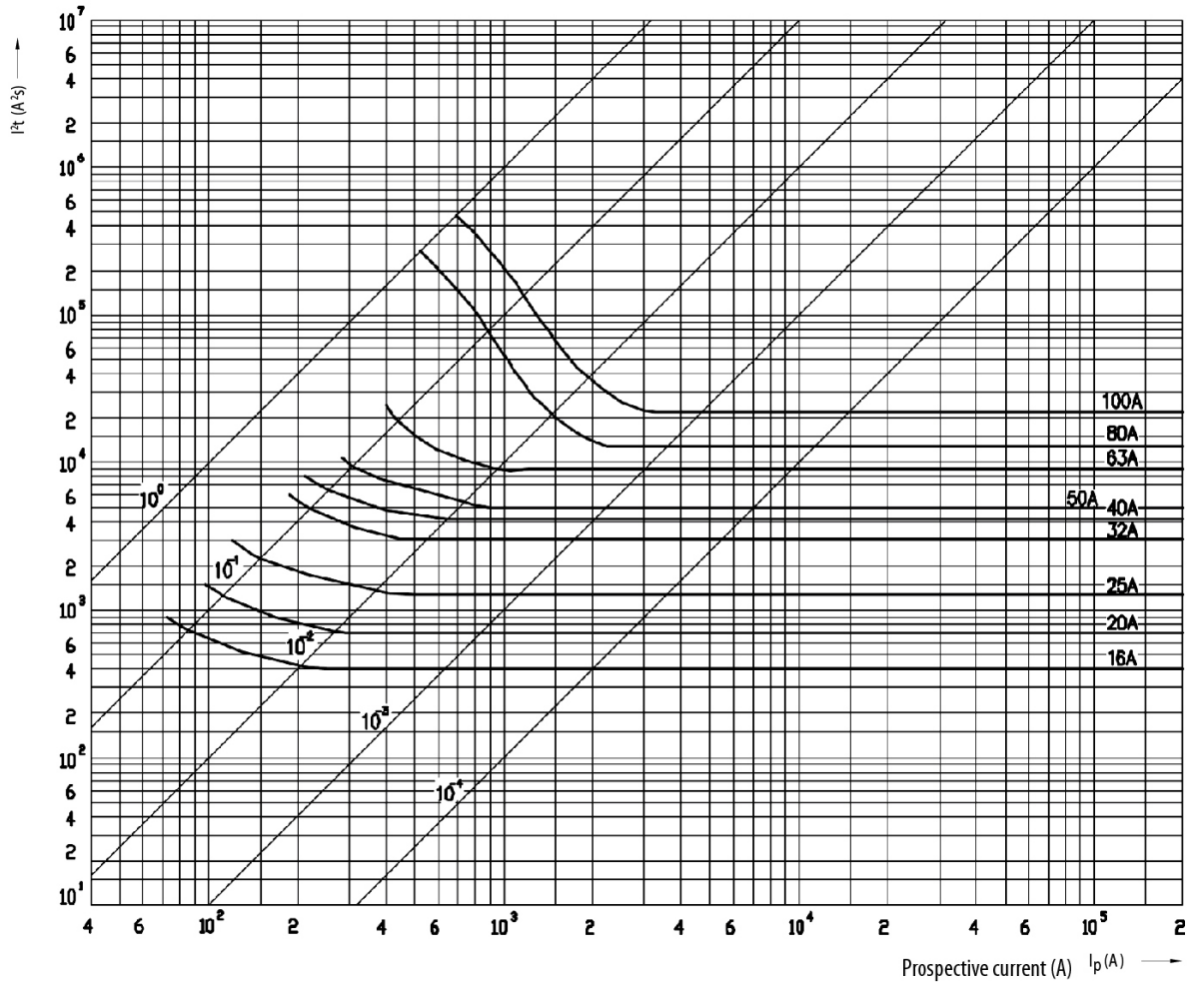


ETIM international clasification

Nominal current	63A
Size	22x58 mm
Rated voltage	AC 500/600 V
With striker	

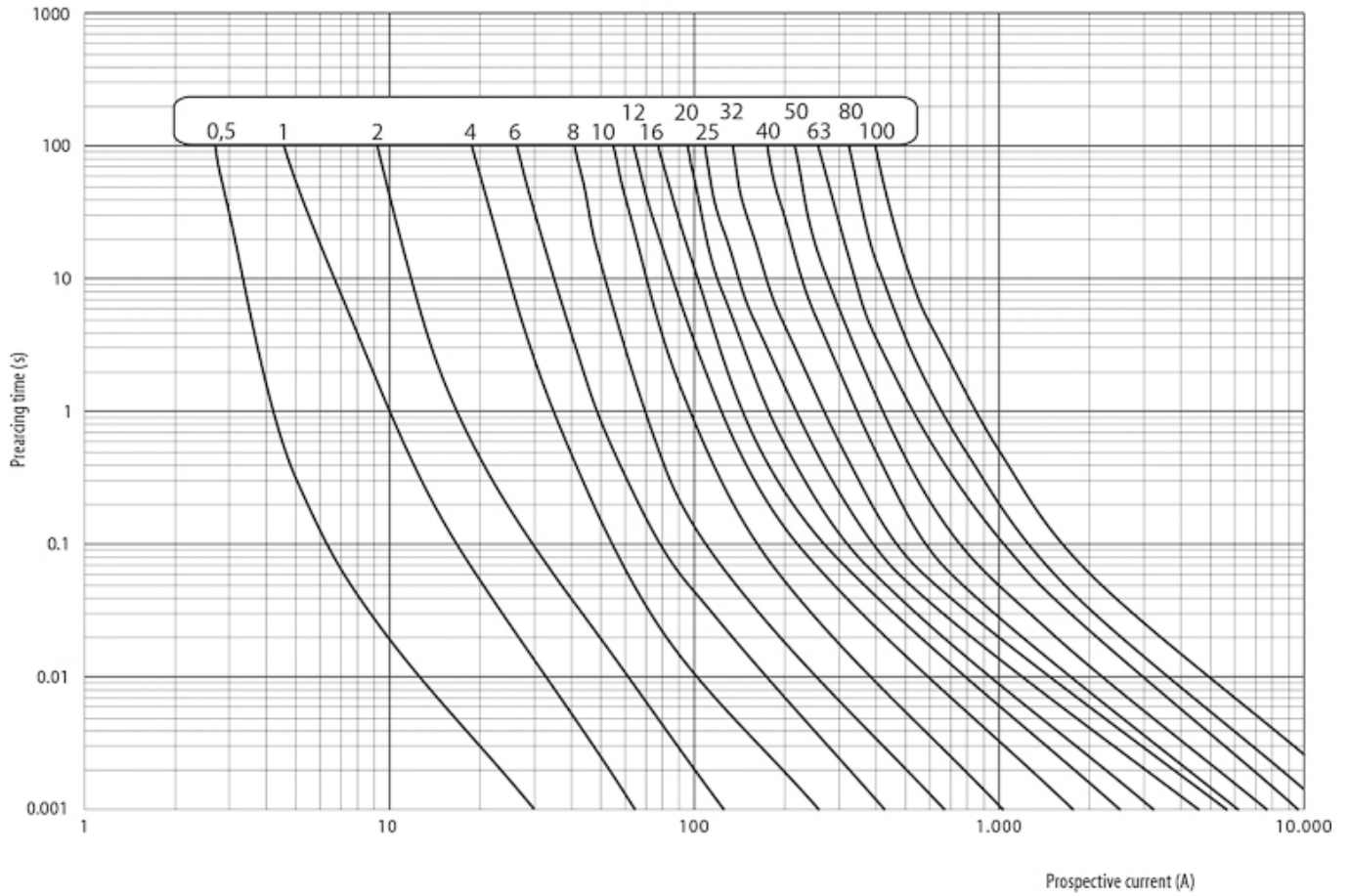
Melting energy characteristics

Melting energy characteristics I^2t
CH22

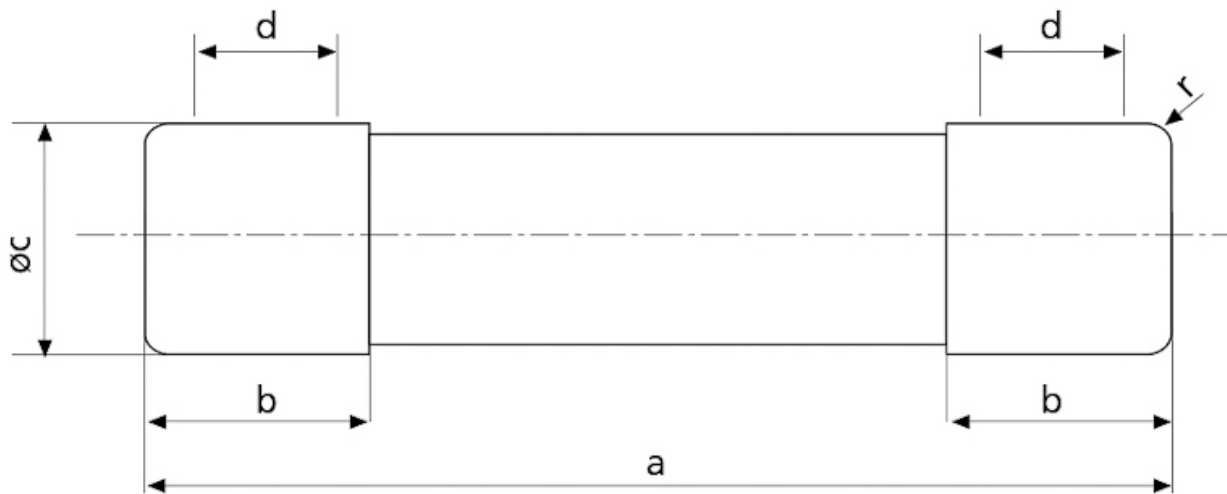


Time current characteristics

Time current characteristics I/t, aM
CH10, 14, 22



Dimension drawing



	a	$b_{\text{max.}}$	c	$d_{\text{min.}}$	r
8 x 32	$31,5 \pm 0,5$	6,7	$8,5 \pm 0,1$	4	$1 \pm 0,5$
10 x 38	$38,0 \pm 0,6$	10,5	$10,3 \pm 0,1$	6	$1,5 \pm 0,5$
14 x 51	$51,0 + 0,6 / -1$	13,8	$14,3 \pm 0,1$	7,5	± 1
22 x 58	$58,0 + 0,1$	16,2	$22,2 \pm 0,1$	11	± 1